

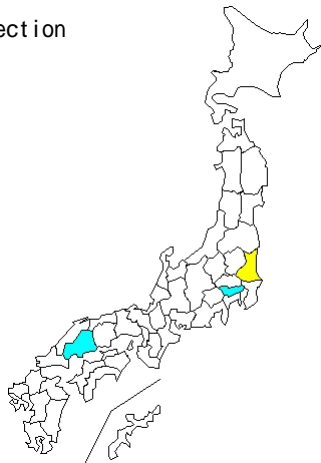
# Detection of norovirus by prefecture, 2017/18

(Infectious Agents Surveillance Report: Data based on the reports received before November 17, 2017 from public health institutes)

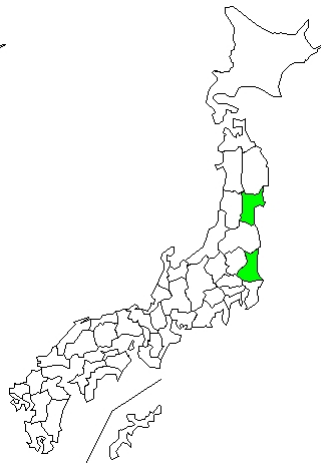


Infectious Agents Surveillance Report

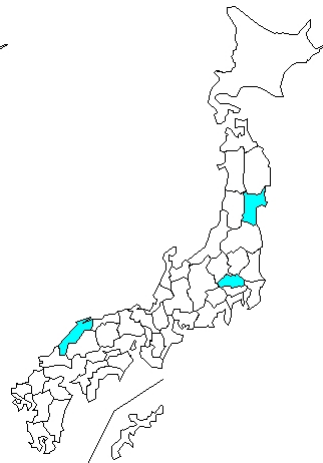
## Reports of detection



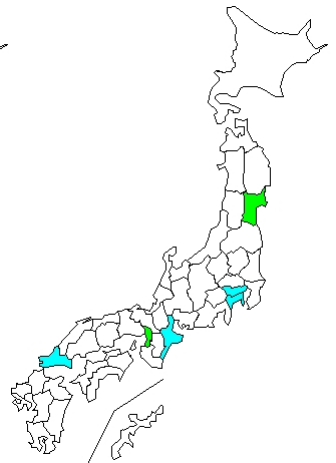
36W  
(09/04-09/10)  
8 cases



37W  
(09/11-09/17)  
6 cases

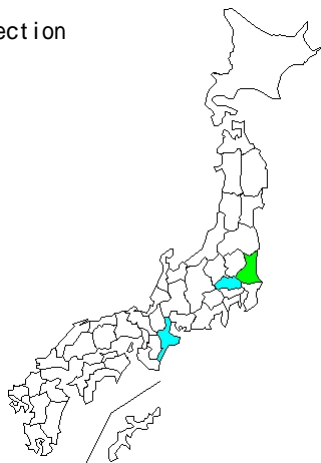


38W  
(09/18-09/24)  
3 cases

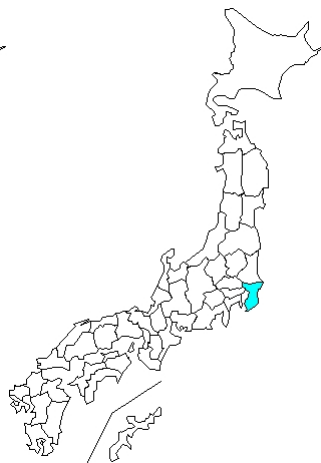


39W  
(09/25-10/01)  
9 cases

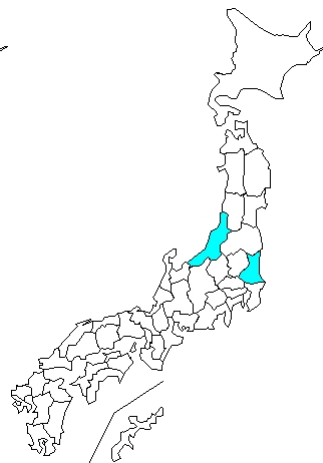
## Reports of detection



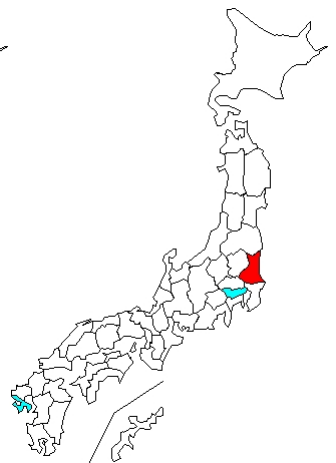
40W  
(10/02-10/08)  
5 cases



41W  
(10/09-10/15)  
1 case

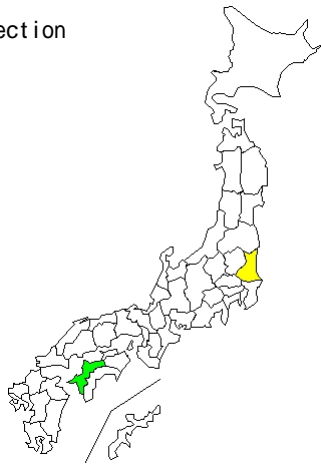


42W  
(10/16-10/22)  
2 cases

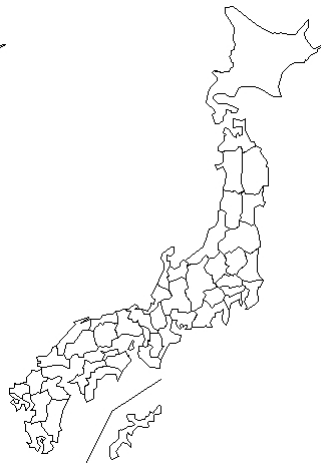


43W  
(10/23-10/29)  
14 cases

## Reports of detection



44W  
(10/30-11/05)  
10 cases



45W  
(11/06-11/12)  
no case



46W  
(11/13-11/19)  
no case